

# "My Kid Is a Picky Eater... Now What?"

**A Sanity-Saving, Power-Struggle-Diffusing, Reality-Accepting Guide for Real Parents in Real Kitchens**

---

## **Welcome to the Club of One-Bite Battles and Beige Dinners**

So your kid is a picky eater. Whether it's a short list of acceptable foods, extreme food textures, or tears over touching sauces, one thing is certain:

**Now what — at home, where dinner is a battlefield, food groups are avoided like the plague, and mealtime feels more like a hostage negotiation than a family gathering?**

This isn't about food pyramids or your pediatrician's vague "just keep offering it" advice. This is about **surviving the day-to-day** — helping your child learn to *coexist* with new foods while you protect your sanity and stop measuring your worth in uneaten carrots.

---

## **Picky Eating 101: What You're Really Dealing With**

This is not a power play. It's not laziness. And no, they're not "just spoiled."

Picky eating is often:

- A **sensory-based aversion**, where texture, smell, or temperature triggers discomfort or even gag reflexes.
- A **control response** in anxious or rigid kids — food is one thing they can say "no" to.
- A common issue among neurodivergent kids (ADHD, autism, anxiety) and often **developmentally normal** for toddlers and preschoolers.

What it's not:

- Your fault.
- A moral failing.
- Fixed by one magical bite of cauliflower.

---

# Common Picky Eating Behaviors (And What You Can Actually Do About Them)

## 1. Same-Food Syndrome

**Expect:** Repeating the same 3–5 foods daily. Total breakdown when favorites are unavailable.  
**Try:**

- Keep preferred foods stocked (you're not "giving in" — you're keeping them nourished).
  - Add slow novelty: serve a new food *next to*, not *in place of*, the safe one.
  - Play "Food Scientist" — no pressure to eat, just observe/touch/smell.
- 

## 2. Texture Rejection

**Expect:** Gagging, crying, refusal of mushy, slimy, crunchy, or mixed foods.  
**Try:**

- Deconstruct meals: separate components (e.g., plain noodles, plain chicken, raw veggies on the side).
  - Offer texture options for the same food (e.g., steamed carrots vs. raw sticks).
  - Don't force it. Exposure counts more than bites.
- 

## 3. Fear of New Foods (Food Neophobia)

**Expect:** "I hate it!" before it touches their plate.  
**Try:**

- Use the "No thank you" plate — a safe place for rejected items.
  - Read books about new foods or let them help prep in the kitchen.
  - Practice "kiss and spit" — touch, taste, no pressure to swallow.
- 

## 4. Extreme Reactions to Smell or Presentation


**Expect:** "That smells weird!" or "This looks different!" meltdowns.  
**Try:**

- Let them sniff foods from afar first.
  - Keep presentation consistent — same bowl, same brand, same shape — until *they* are ready.
  - Avoid hiding food “tricks” (e.g., spinach in brownies) — it breaks trust.
- 

## The Honest Truth About What You’ll Probably Do (And Why You’re Still a Great Parent)


### 1. Beg. Bribe. Threaten.

You just want them to *eat something*. Anything.

 *Fix it:* You’re not alone. Try to shift to calm exposure, not coercion.


### 2. Compare to Other Kids

“Your cousin eats salad and tofu and kale chips...”

 *Fix it:* Stop. No one thrives on shame — and comparison is a thief of your peace.

### 3. Give Up on Meals Altogether

Microwaving chicken nuggets while eating cereal over the sink.

 *Fix it:* That’s a parenting reset, not failure. Revisit the mission tomorrow.

---

## How to Parent the Child You Have (Not the One Who Eats Sushi at 6)

- **Respect their sensory experience.** It’s not a choice — it’s a body-level reaction.
  - **Avoid power struggles.** You can’t force hunger, and they can out-stubborn you every time.
  - **Make meals predictable, low-pressure, and connection-focused.**
  - **Remember: Eating is a skill.** It takes time, exposure, and safety to develop.
- 

## You’re Not Going to Ruin Them

Kids can grow on carbs, dairy, and air for longer than you think. They will not get scurvy from refusing broccoli for 6 months. You are not failing. You are learning to parent a unique sensory profile — not running a Michelin-starred test kitchen.

What helps most?

- Reducing pressure
  - Increasing exposure
  - Staying consistent
  - Keeping your humor (and Goldfish stash) nearby
- 

## Extra Tips by Situation

### Meals

- Serve one safe food at every meal.
- Use family-style serving to give them control.
- Offer food *without comment*. Trust is everything.

### Snacks

- Use snack time as low-stakes exposure (e.g., “This snack has 1 fun food, 1 new food, 1 silly food.”)
- Avoid all-day grazing — hunger builds curiosity.

### Outings

- Pack safe food if needed. Avoid the “try something new in public” pressure.
- Celebrate small wins, even if it’s *licking a new cracker*.

### Language Swaps

- Say: “You don’t have to eat it. You can just explore it.”
  - Say: “You’re in charge of your body. Let’s see if your mouth is curious.”
  - Say: “This food might not be ready for you yet — but it could be one day.”
- 

## Final Note to You, Brave Parent

You’re not crazy. You’re not overthinking it. And you’re not spoiling your child by making adjustments to help them succeed at mealtimes.

You're modeling patience, trust, respect, and gentle persistence. That's what raises confident, healthy eaters — not ultimatums and tears at the dinner table.

This journey takes time. But you've got this. And your kid? They're lucky to have someone who loves them more than a clean plate.